

Tree in the Center of the Garden

Genesis 2:7-8; 16-25

1. MARRIAGE IS GOD'S INVENTION; AN INTEGRAL PART OF HIS DESIGN

- He shall be joined to his **wife (ishsha)**; 2:24
 - She exists from him; 2:22-23; Eph 5:28
 - All born from her; 3:20; 1 Cor 11:11-12;
 - She is the helper “suitable” for him. 2:20
 - She fulfills what he needed. 2:18
 - Takes two parts to equal the image of God; 1:27
- Mutually-reliant not self-reliant or independent; belonging. Sol 2:16; Eccl 4:9
- One flesh; satisfies/benefits both. Eccl 4:9, 1 Cor

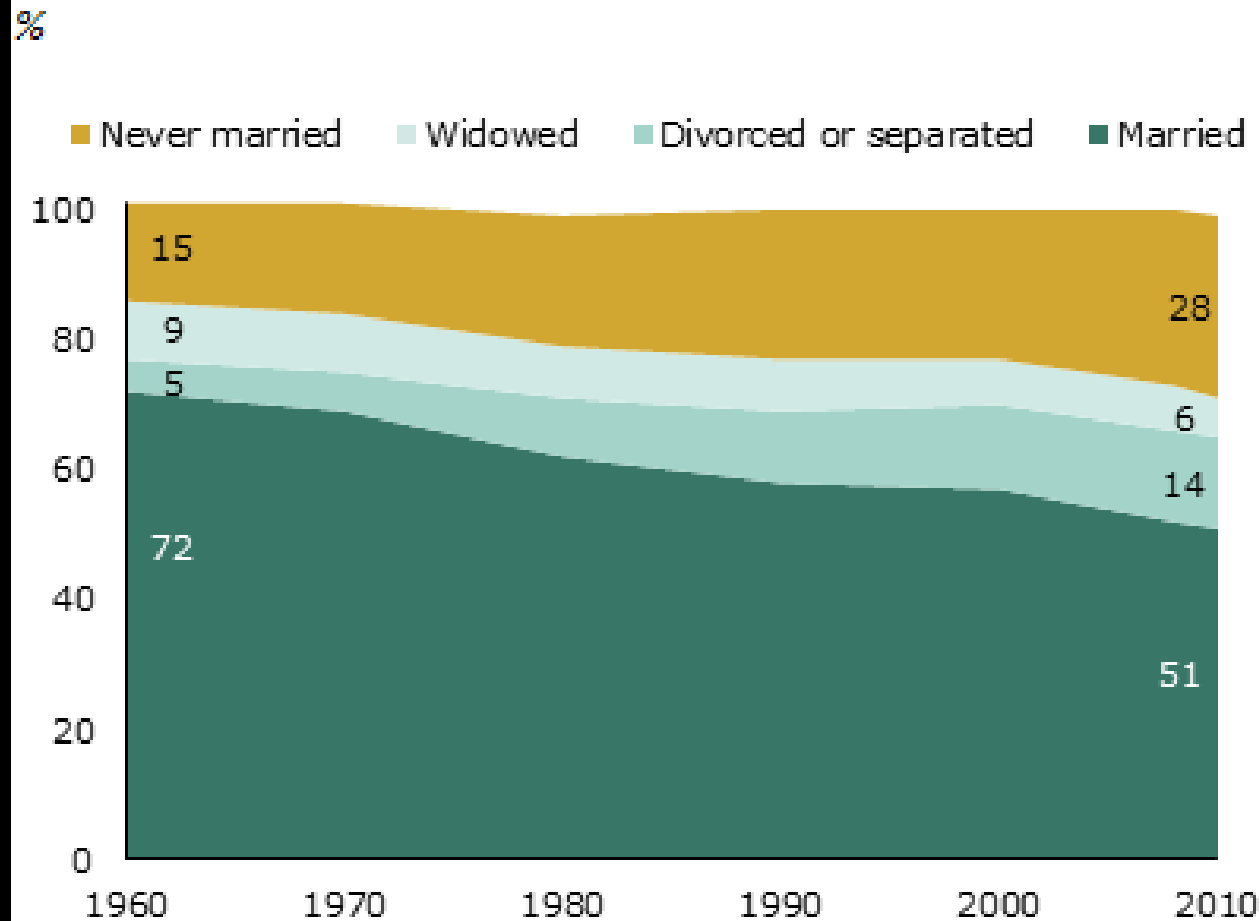
2. HUSBAND (“ISH”) SHALL BE JOINED (SHALL **CLEAVE**) TO HIS “ISHSHA”.

- Jer 13:11, as a man’s waistband cleaves to his waist...
- Job 41:9, as the scales of a crocodile cling to each other, interwoven
- Ruth 1:14, as Ruth clung to Naomi; would not let go
- Design and function.
 - Designed to fit as two inseparable parts made to work to accomplish purpose - family. Gen 1:27

THE DISTINGUISHING PARTS OF THE DEFINITION OF FAMILY

- Two distinguishing characteristics of family:
 1. Gender opposites = Image of God. 1:27 – 28
 - Gender opposites = fill the earth.
 2. Marriage bond is not to be broken. 2:24
 - Later give Biblical grounds for divorce
- **Video.**

Current Marital Status, 1960-2010



Note: Based on adults ages 18 and older. Percents may not total 100% due to rounding.

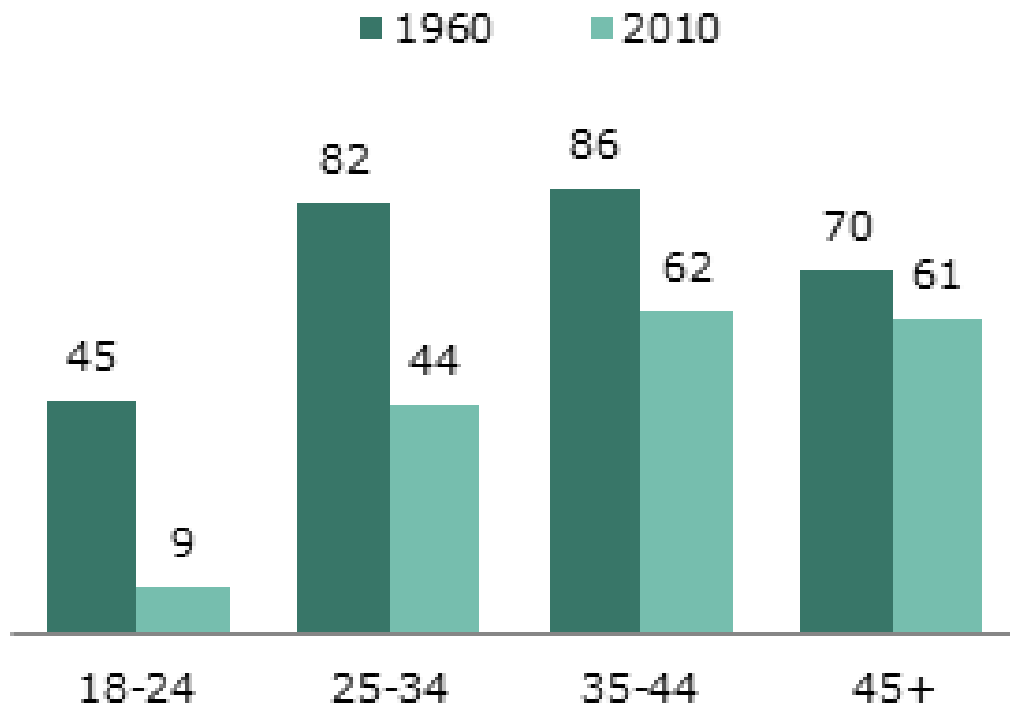
Source: Pew Research Center analysis of Decennial Census (1960-2000) and American Community Survey data (2008, 2010), IPUMS.

PEW RESEARCH CENTER

Married rate
decreased over
last 50 years from
72% to 51%

Share Currently Married by Age, 1960 and 2010

%



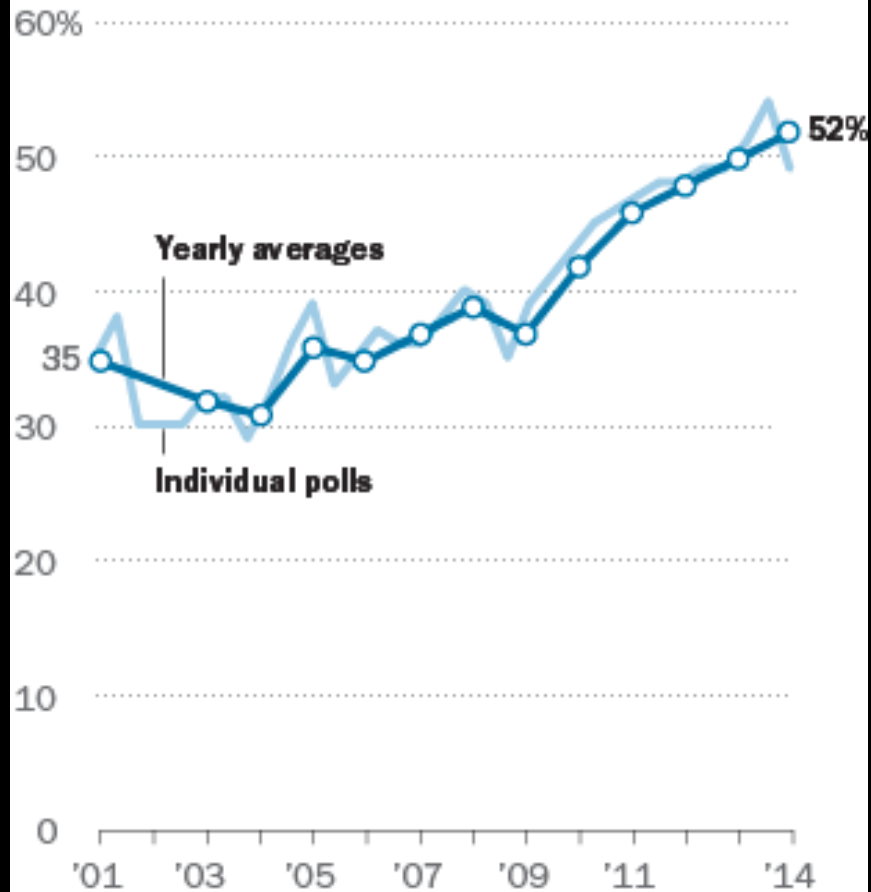
Source: Pew Research Center analysis of Census 1960 and ACS 2010, IPUMS.

PEW RESEARCH CENTER

Married % in age group 25 – 34 down from 82% to 44% in last 50 years. Child-bearing Years for most.

Philip Cohen vs Isabel Sawhill

Trend in Support for Same-Sex Marriage



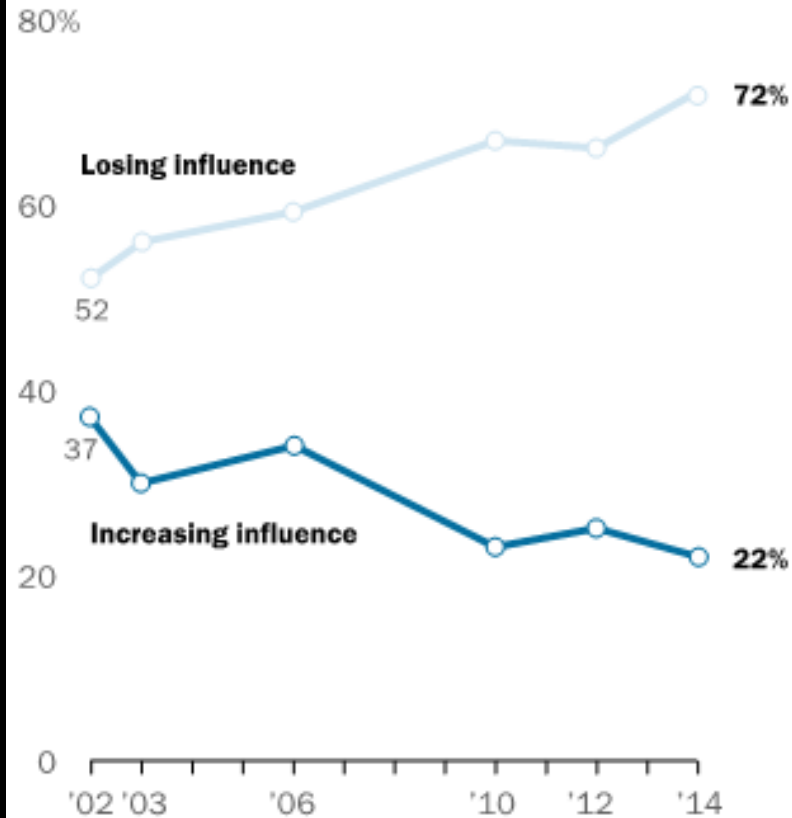
Survey conducted September 2-9, 2014.

PEW RESEARCH CENTER

2014 the first time in history that a majority (52%) of Americans support same-sex Marriage.

Rising Number Say Religion Losing Influence

At the present time, do you think religion as a whole is increasing its influence on American life or losing its influence?



Survey conducted Sept. 2-9, 2014.
Don't know/refused responses not shown.

PEW RESEARCH CENTER

Rising Numbers Say Religion Losing its Influence – from 52% to 72% in last 14 years.

HOW TO EXPLAIN THE CHANGES IN SOCIETY?

- What is the tree of knowledge?
 1. Knowledge of right from wrong?
 - 2:25, 3:10.
 - 2:16-17; you shall not eat
 2. I/(We) know better ... than (God)
 - I/We will ignore what God said; doesn't matter.

HOW TO EXPLAIN THE CHANGES IN SOCIETY?

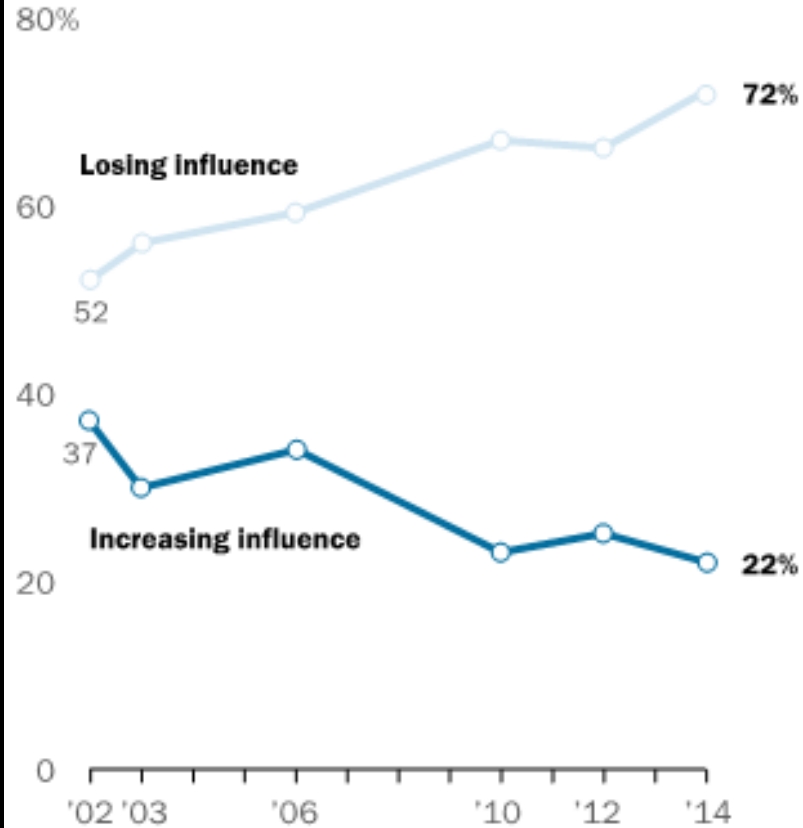
- Where is the tree located?
 - Temptation to think we know better.
 - Temptation to not pay attention to what God says.
 - Forget the 2nd tree – the Tree of Life.

THE TREE IN THE CENTER OF THE GARDEN

- Adam missed the tree of life. Gen 3:22-23.
- Tree of Life compared to:
 - Prov 3:17. Wisdom
 - Prov 11:30. Righteousness is like it.
 - Prov 15:4. A soothing tongue
 - Rev 22:3. Bears fruit all seasons.
 - Rev 22:14. A right to it in Christ.

Rising Number Say Religion Losing Influence

At the present time, do you think religion as a whole is increasing its influence on American life or losing its influence?



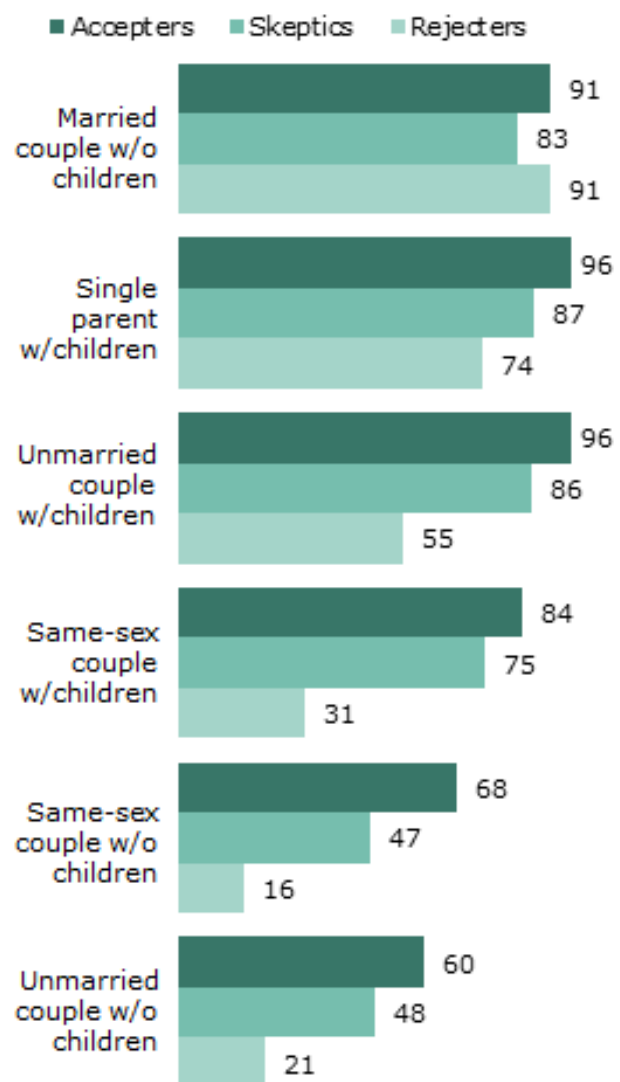
Survey conducted Sept. 2-9, 2014.
Don't know/refused responses not shown.

PEW RESEARCH CENTER

Last 12 years
% saying religion
is losing influence
increased from
52% to 72%

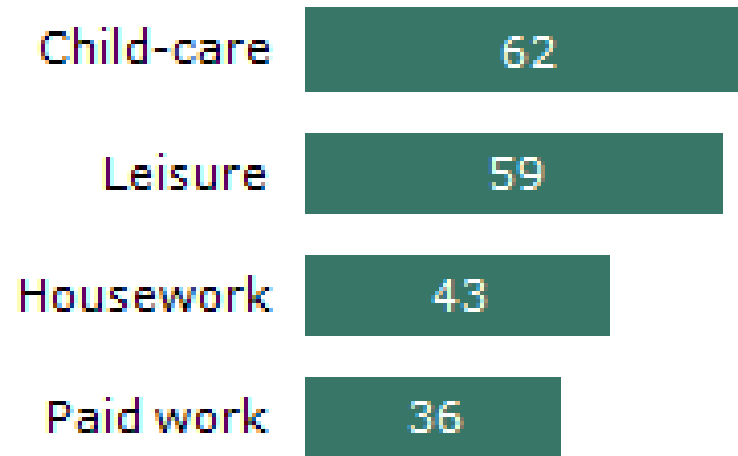
Who Is a Family?

% in each group who say this arrangement is a family



Parents Find Child Care Meaningful ...

% of ... activities rated "very meaningful"



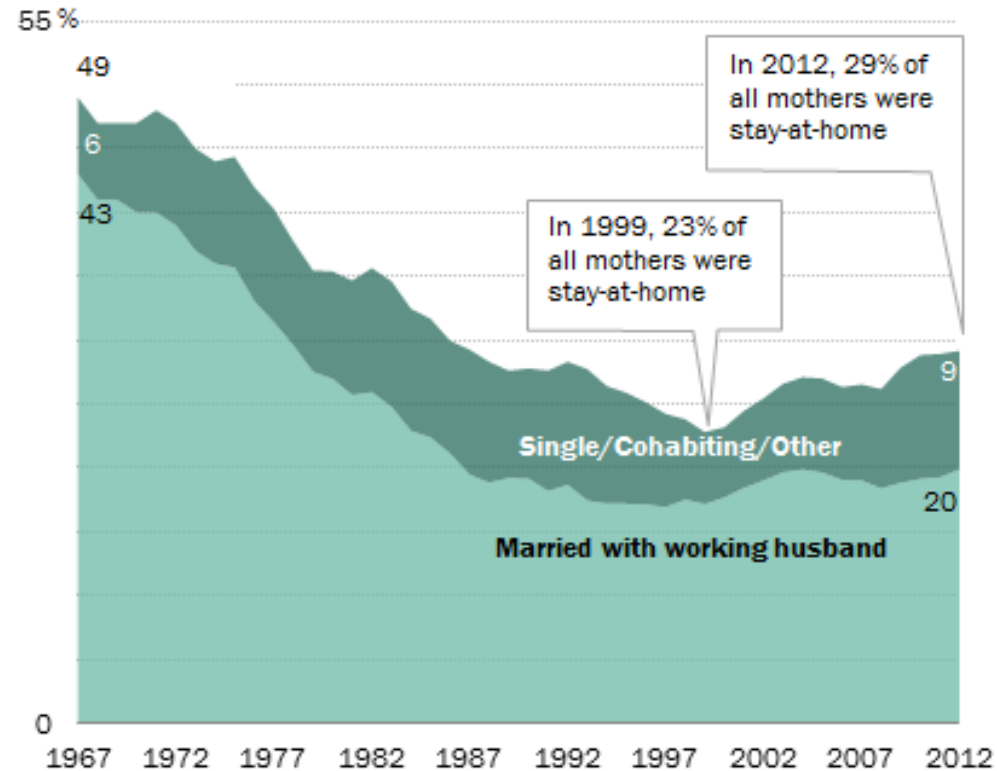
Note: Based on ratings of adults ages 18 to 64 with own child(ren) under age 18 living in the household. "Don't Know/Refused" not included.

Source: Pew Research Center analysis of 2010 American Time Use Survey, Well-being Module.

PEW RESEARCH CENTER

After Decades of Decline, a Rising Share of Stay-at-Home Mothers

% of mothers with child(ren) younger than 18 who do not work outside the home



Note: Based on mothers ages 18-69 with own child(ren) younger than 18 in the household. Mothers are categorized based on employment status in the year prior to the survey. "Other" stay-at-home mothers are those who are married with a non-working or absent husband.

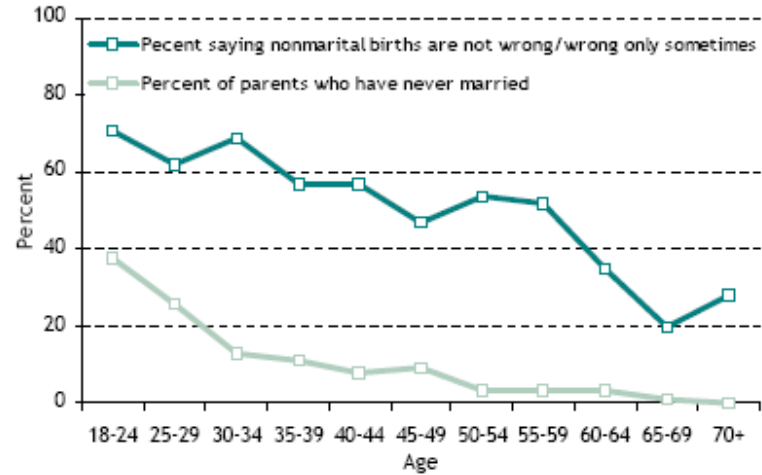
Source: Pew Research Center analysis of March Current Population Surveys Integrated Public Use Microdata Series (IPUMS-CPS), 1968-2013

PEW RESEARCH CENTER

Rising share of Mothers staying At home with Children. Last 15 yrs: from 23% To 29%.

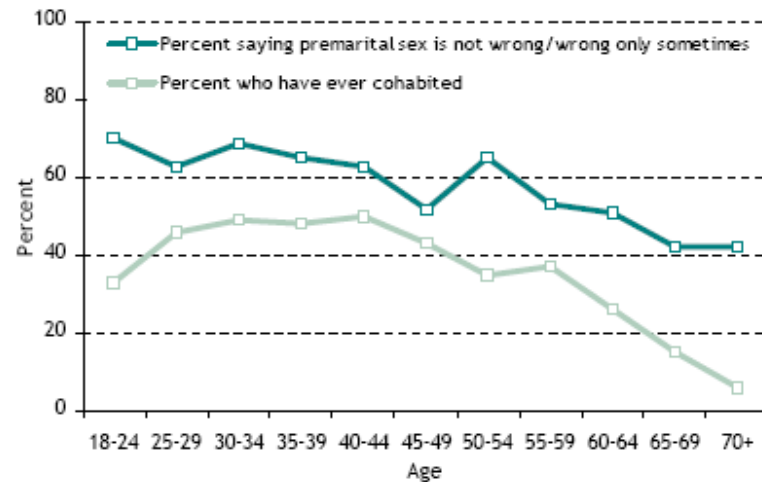
A Generation Gap in Values and Behaviors:

Unwed Childbearing



Notes: Percent of never-married parents is based on all parents. Percent saying unwed childbearing is not wrong at all/wrong only sometimes is based on all respondents.

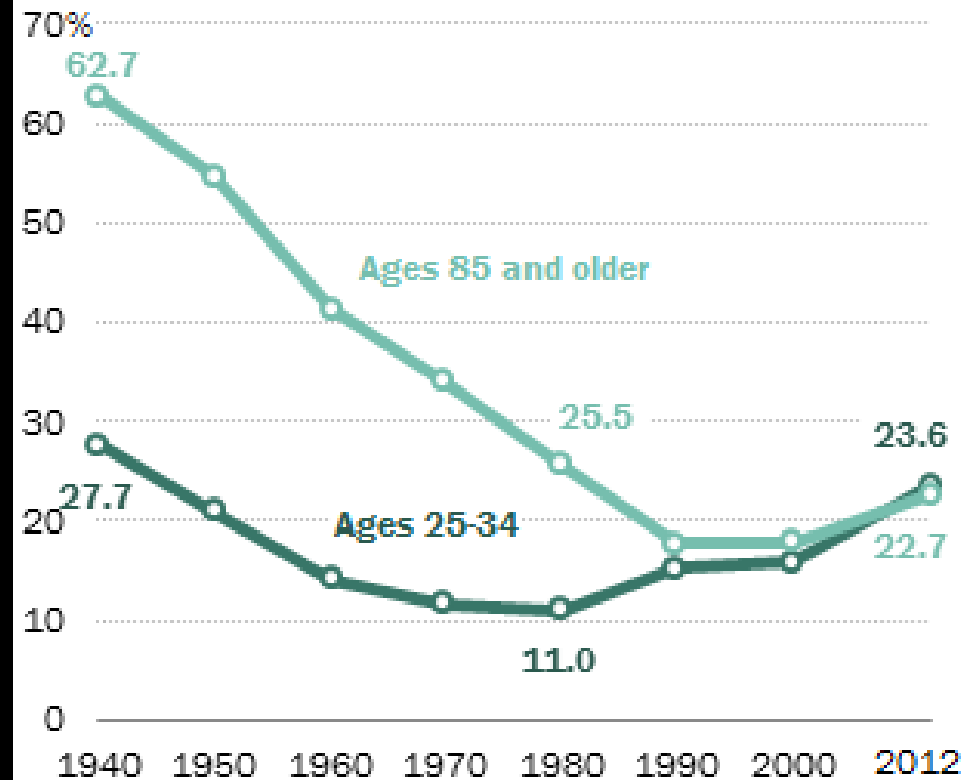
Premarital Sex and Cohabitation



70% of 18-24yr olds
Unwed childbearing
Is not wrong.

70% of 18-24yr olds
premarital sex
and cohabiting
is not wrong.

Young Adults Now More Likely Than Oldest Adults to Live in a Multi-generational Household



Note: Data labels shown are for 1940, 1980 and 2012.

Source: Pew Research Center analysis of U.S. Decennial Census data, 1940-2000, and 2012 American Community Survey (IPUMS)

PEW RESEARCH CENTER

First time younger adults more likely to live at home than older adults